
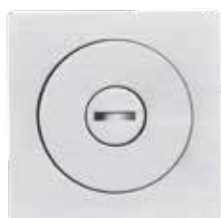

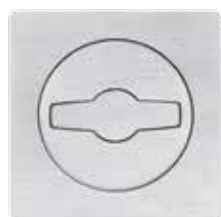


MANIGLIE INCASSO FLUSH HANDLES



MANIGLIE INCASSO FLUSH HANDLES

MAGNETICHE MAGNETICS



590 AC Kit Pull
60 (57x57)

590 Kit Pull
60 (57x57)

592 Kit Pull
50 (52x52)

592
50 (52x52)



594
Ø30



593
140 (45x140)
160 (45x160)
200 (45x200)





593 Kit Pull
140 (45x140)
160 (45x160)
200 (45x200)



593 AC Kit Pull
160 (45x160)



MANIGLIE INCASSO FLUSH HANDLES


MAGNETICHE MAGNETICS



589 AC Kit Pull
Ø57



589 Kit Pull
Ø57




594 A
Ø60



594 A Kit Pull
Ø60



594 C
Ø60



594 B
Ø60



598 OV FC
128 (37x141)
160 (37x173)



598 OV
64 (37x76)
96 (37x109)
128 (37x141)
160 (37x173)



595
 Ø30 Ø60
 Ø40 Ø80
 Ø50 Ø120
 Ø55



593 A FC
140 (45x140)
160 (45x160)
200 (45x200)



593 A
140 (45x140)
160 (45x160)
200 (45x200)



598 FC
128 (42x142)
160 (42x174)



598
64 (42x78)
96 (42x110)
128 (42x142)
160 (42x174)



MANIGLIE INCASSO PER MOBILE CABINET FLUSH HANDLES



596
30 (29x29)
40 (39x39)
50 (52x52)
60 (60x60)



588
60 (47x66)



580
 Ø50



587
40 (30x40)
50 (38x51)
60 (47x60)



587 BA
40 (30x40)
50 (38x51)
60 (47x60)



595
 Ø30
 Ø40
 Ø50



598
64 (42x78)
96 (42x110)
128 (42x142)
160 (42x174)